

# AQUA-STRIP

## Water Based Cleaner, Degreaser & Stripper for Removal of Light Versions of Sealers, Coatings and Epoxy Grout Haze



### DESCRIPTION:

**AQUA-STRIP** is a new generation, low odour, non-flammable, heavy duty, water based, multipurpose cleaner, degreaser and problem solver. Ideal for light versions of epoxy grout haze, grout latex film, degreasing, porcelain wax removal, stripping most sealers, water based coatings, floor polishes and floor finishes. Ideal for areas that have been neglected or subject to heavy use. For indoor, outdoor, domestic and commercial areas e.g. homes, hotels, motels, shopping centres, airports, resorts, restaurants, bars, apartments, aged care and child care centres etc. Safe for food floor preparation areas.

### SURFACE USE:

For Porcelain, Ceramic, Encaustic, Tessellated & Terrazzo Tiles, Bricks, Pavers, Concrete, Mosaics, Terracotta, Saltillo, Engineered Stone, All Natural Stone e.g. Basalt, Bluestone, Granite, Marble, Limestone, Quartz, Sandstone, Slate, Travertine etc.

### TEST FIRST:

Always test first in an inconspicuous area to determine ease of application, dilution rate, colour stability and desired results. End user must determine suitability of product for their own use.

### PRECAUTIONS & SAFETY DIRECTIONS:

1. Read entire label, SDS and technical bulletin before using;
2. Wear appropriate gloves, skin and eye protection;
3. Do NOT breathe fumes, mist, vapours or spray or kneel in product;
4. Use when surface temperature is between 4°C & 32°C;
5. Do NOT allow contact with non recommended surfaces;
6. Do NOT mix with other chemicals;
7. May affect polished surfaces when used 1:1 or neat;

### HOW TO DILUTE AND USE:

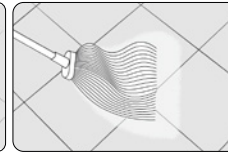
Always add **AQUA-STRIP** to clean water to prevent splashing.

1. Sweep, vacuum, or wipe surface;
2. Dilute depending on cleaning requirements;
  - **LIGHT CLEANING, DEGREASING & PROBLEM SOLVING**  
RATIO 1:4 - 1 part **AQUA-STRIP** to 4 parts water.  
(800ml **AQUA-STRIP** to 3.20 litres water = 4 litres cleaner)
  - **MODERATE CLEANING, DEGREASING & PROBLEM SOLVING**  
RATIO 1:2 - 1 part **AQUA-STRIP** to 2 parts water.  
(1.35 litres **AQUA-STRIP** to 2.70 litres water = 4 litres cleaner)
  - **HEAVY DUTY CLEANING, DEGREASING & PROBLEM SOLVING**  
RATIO 1:1 - 1 part **AQUA-STRIP** to 1 parts water.  
(2 litres **AQUA-STRIP** to 2 litres water = 4 litres cleaner)
  - **EXTREME CLEANING, DEGREASING & PROBLEM SOLVING**  
USE NEAT - UNDILUTED.
3. Carefully apply diluted solution to surface;
4. Allow dwell time of 10-60 minutes (the longer the better);
5. **DON'T ALLOW PRODUCT TO DRY ON SURFACE - ADD MORE;**
6. Scrub with a white nylon pad, scrub brush or scrub machine;
7. Remove the dirty solution with a wet vac or mop;
8. Rinse thoroughly with clean water;
9. Repeat as necessary

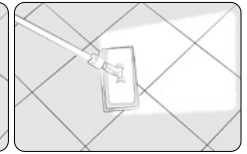
### HOW TO USE QUICK GUIDE:



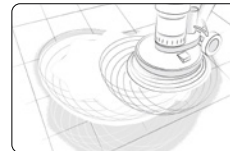
1. Dilute depending on cleaning requirements



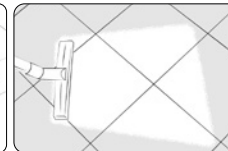
2. Apply diluted solution to the surface



3. After the appropriate dwell time, scrub surface



4. For larger areas use a slow speed scrubber;



5. Remove dirty solution with a wet vac then rinse thoroughly



6. Surface is now clean

### LIMITATIONS:

- Heavier coatings, sealers, epoxy grout haze or residues may require the use of **STRIP-IT**;
- Refer to [WWW.SEALERSPLUS.COM.AU](http://WWW.SEALERSPLUS.COM.AU) for appropriate stain removal or problem solving product.

### HANDLING, STORAGE & CLEAN UP:

- Close container tightly after each use and keep upright;
- Store locked up in original container in a well ventilated cool area and protect from sunlight;
- Do not re-use container. Rinse and discard in rubbish;
- Clean tools, gloves and clothing with water before they dry;
- Shelf life is approximately 3 years in unopened container - less after opening. Storage beyond that time does not necessarily mean the product is not usable. Do a small test area first;

### FIRST AID:

Immediately Contact Poisons Centre (Australia Ph: 131-126, NZ Ph: 0800 764-766) or a doctor. **INGESTION:** Rinse mouth. Do NOT induce vomiting. **EYES:** Rinse cautiously with water for several minutes. Remove contact lenses if present and easy to do. Continue rinsing. **CLOTHES:** Remove contaminated clothing and wash before use; **SKIN & HAIR:** Wash with plenty of soap and water. **INHALATION:** Remove victim to fresh air & keep at rest in a comfortable position for breathing; **GENERAL:** If any irritation persists get medical advice.

**PRODUCT WARRANTY - SEALERS PLUS** (An Aqua-Seal Brand) "The Manufacturer" warrants to the original purchaser of its products that such products are free from manufacturing defect and does not warrant or guarantee the workmanship performed by any person or firm installing its products. The manufacturer's obligation under this warranty is limited solely to the original purchaser and solely shall be limited to the replacement of the product sold or refund. This warranty will not extend to any product which has been modified in any way or which has not been used in accordance with the printed instructions. The manufacturer makes no other warranties either expressed or implied. The end user must determine the suitability of the product for their intended use. **ALWAYS READ ENTIRE LABEL, SDS & TECHNICAL BULLETIN BEFORE USE & TEST FIRST.**



**SEALERS PLUS** (AN AQUA-SEAL BRAND)

P: +61 2 9521 4000 Mon - Fri 9.00am-4.00pm E: sales@sealersplus.com.au

AUS: www.sealersplus.com.au NZ: www.sealersplus.co.nz Global: www.sealersplus.com



© Copyright July 2022