

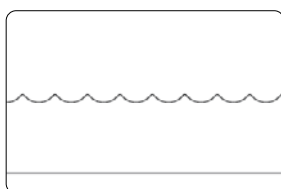
# Porcelain Tiles - Textured

## Maintenance - To clean & maintain textured Porcelain and Ceramic Tiles


### Surface Texture, Porosity and Stain Resistance - Understanding the Difference

Due to the surface of rough, textured and slip resistant tiles, cleaning and maintenance can become an issue. Generally, when these tiles start to get dirty, the first comment is "I'll seal my tiles and this will make cleaning easier". Glazed porcelain and ceramic tiles are not porous so there will be no benefit from sealing the tile. Sealing a non-porous tile will create a bigger problem as the sealer that can't be absorbed into the tile will then leave a residue and this will start to "grab" more dirt and grime quicker than before. The next thing to consider is that correct procedures and chemicals need to be used. Always dilute chemicals as per the label and allow dwell time to give the chemical time to break down dirt and grime. Grout is porous. Sealing the grout will provide stain resistance and allow for easier ongoing maintenance. This will provide a benefit to the overall appearance of the tiled surface.

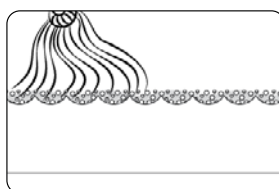
### Cleaning & Maintenance - Periodical and Heavy Duty



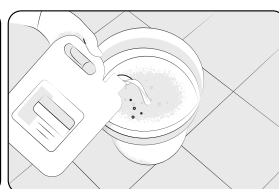
Textured tiles are ideal for wet & slippery areas.



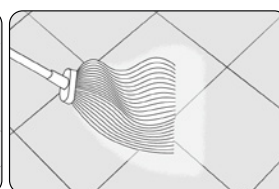
The texture becomes a trap for dirt and grime.



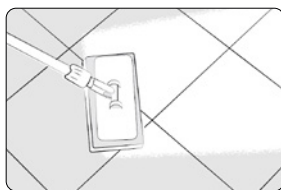
Traditional cleaning is NOT effective & mops will tear & leave residue




1. Dilute chemical as per label instructions



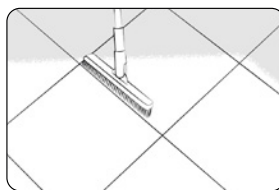
2. Apply solution to the floor and allow to dwell



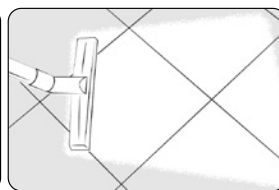
3. After the dwell time scrub with white nylon pad, broom or brush.



4. The bristles need to get into the texture to remove the dirt.



5. Scrub dirty grout joints with a grout brush



6. Remove dirty solution with a wet vac and rinse with clean water



Tiles and grout are now clean.

**Note:**

Use a broom, bristle brush or white nylon pad to agitate dirty tiles. (Do NOT use a string mop). Always rinse thoroughly and leave the surface dry to prevent slip hazards.

### Routine Cleaning - EzyClean+



**KEY FEATURES**

- + ActivePlus Antibacterial Action
- + Highly Concentrated pH Neutral
- + Commercial Grade Disinfectant
- + Kills Odours, Bacteria & Germs.
- + Easy To Use - **Rinse & Streak Free**
- + Inhibits Mould Growth & Soap Scum
- + Kills E-Coli & S Aureus - Passes TGA Test for Commercial Disinfectant
- + Safe for all Natural Stone, Porcelain, Encaustic and Terrazzo Tiles etc

**EZYCLEAN+** formulated with latest, cutting edge ActivePlus™ technology, is a professional grade, highly concentrated pH neutral cleaner & commercial grade disinfectant. Rinse free & streak free - formulated for everyday use. Formulated to kill odours, disinfect, sanitise plus when used regularly and as per directions helps maintain your surface in a pristine condition. Regular use also helps prevent soap scum and hard water deposit build up. Kills E-Coli and S-Aureus as evaluated in accordance with TGA Test for Commercial Grade Disinfectants. For indoor, outdoor, domestic and commercial areas.

### Heavy Duty Cleaning - XtremeClean+



**KEY FEATURES**

- + ActivePlus Antibacterial Action
- + Commercial Grade Disinfectant
- + Heavy Duty Cleaner & de-greaser
- + Highly Concentrated, High Alkaline
- + Kills Odours, Bacteria and Germs.
- + Inhibits Mould Growth & Soap Scum
- + Kills E-Coli & S Aureus - Passes TGA Test for Commercial Disinfectant
- + Safe for all Natural Stone, Porcelain, Encaustic and Terrazzo Tiles etc

**XTREMECLEAN+** formulated with latest cutting edge ActivePlus™ Antibacterial Action Technology, is a professional grade, highly concentrated, high alkaline cleaner, degreaser, sanitiser and commercial grade disinfectant. Kills odours, disinfects, sanitises plus removes heavy dirt, grease, grime, soap scum, wax, oil, mildew, porcelain wax and floor finishes. Helps inhibit mould growth. For neglected or areas subject to heavy use. Kills E-Coli and S-Aureus as evaluated in accordance with TGA Test for Commercial Grade Disinfectants. For indoor, outdoor, domestic and commercial areas.

Important Note: Read entire label before opening and using. Test a small area to determine the ease of application and the desired results. Follow all safety precautions